



Truck Gate #3

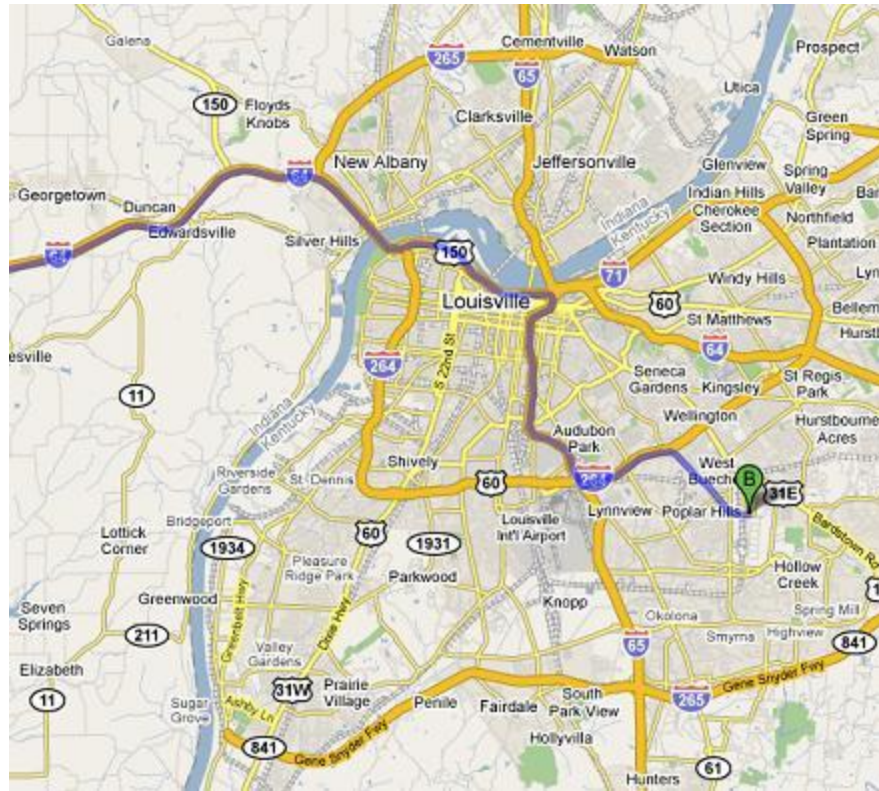
Hand Carry Pick Up- Sign In at Reception and Proceed to Gate 6

AP-6 Auction Pick up. Dock 2



imagination at work

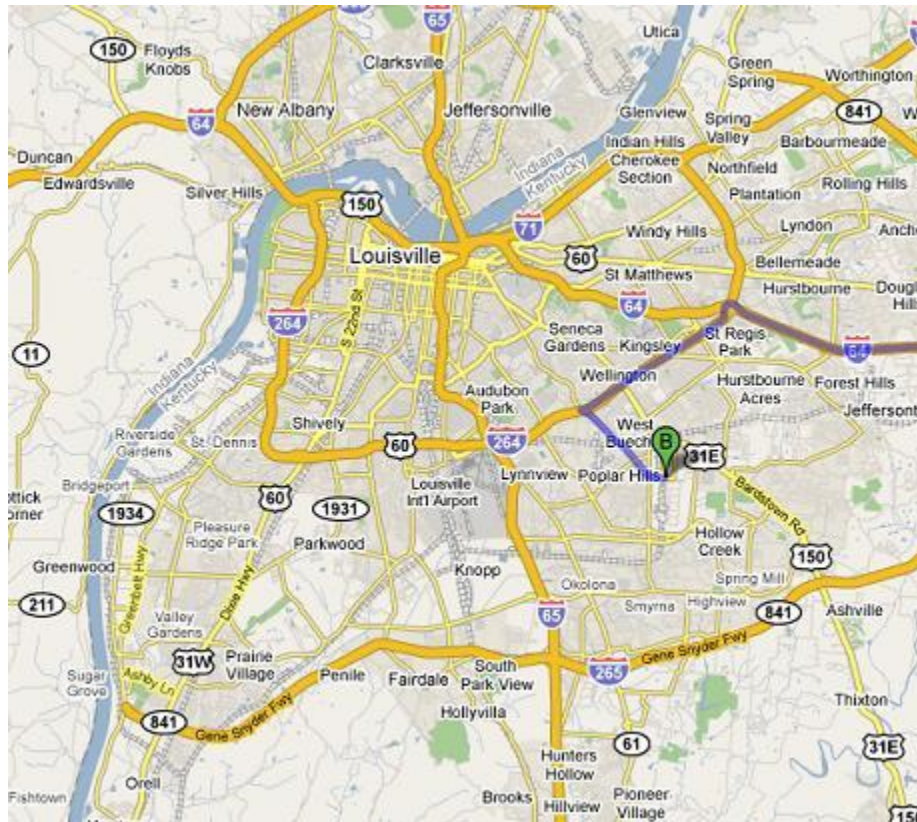
GE Appliance Park



**From I-64E**

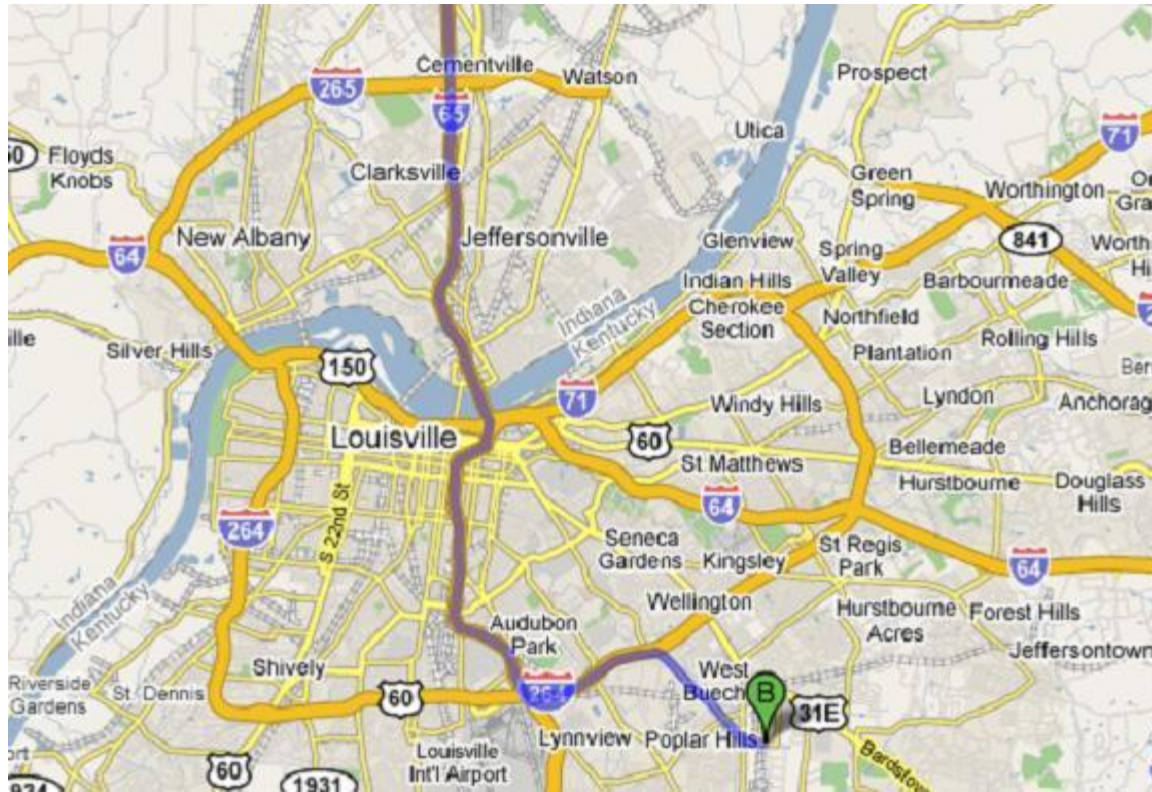
1. Take exit **5A-5B** on the **left** for **I-65 S** toward **Nashville** 0.3 mi
2. Merge onto **I-71 S** 499 ft
3. Merge onto **I-65 S** 5.3 mi
4. Take exit **131A** for **Watterson Expy/I-264 E** 1.0 mi
5. Merge onto **I-264 E** 1.6 mi
6. Take exit **15** for **State Hwy 1703/Newburg Rd** 0.3 mi
7. Turn **right** at **KY-1703/Newburg Rd** Continue to follow Newburg Rd 2.2 mi
8. Continue on **Buechel Bank Rd** 0.4 m





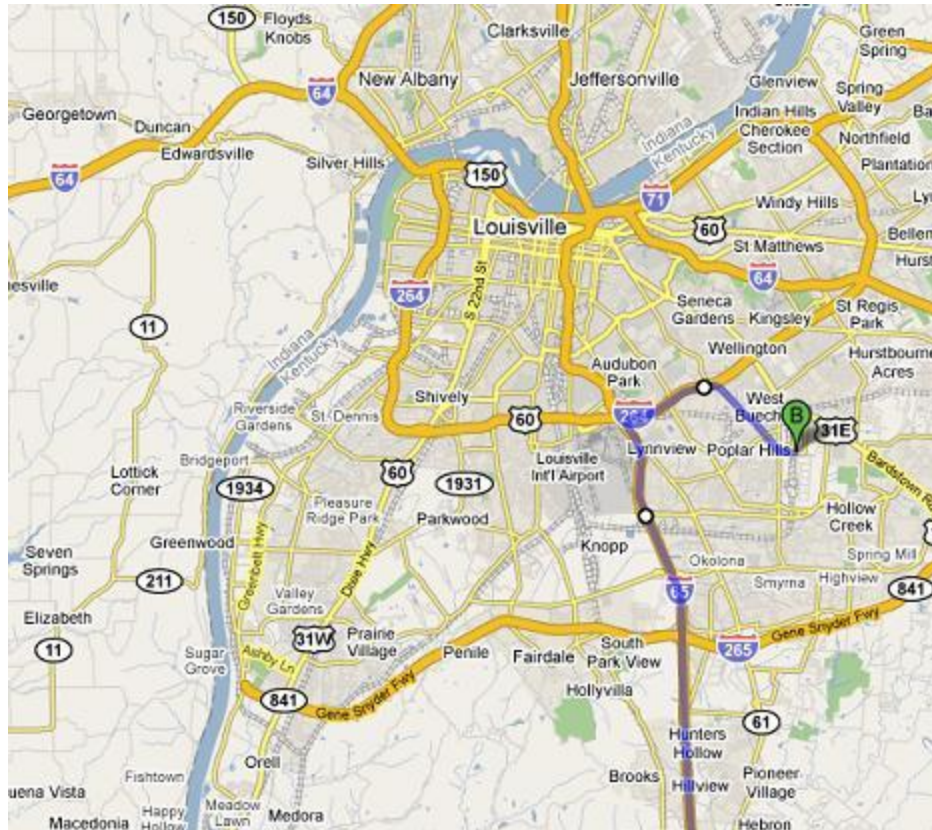
#### From I-64 W

1. Take exit **12** to merge onto **I-264 W** 4.8 mi
2. Take exit **15A** for **State Hwy 1703 N/Newburg Rd** 0.2 mi
3. Sharp **left** at **KY-1703/Newburg Rd** Continue to follow Newburg Rd 2.3 mi
4. Continue on **Buechel Bank Rd** 0.4 mi



From **I-65 S**

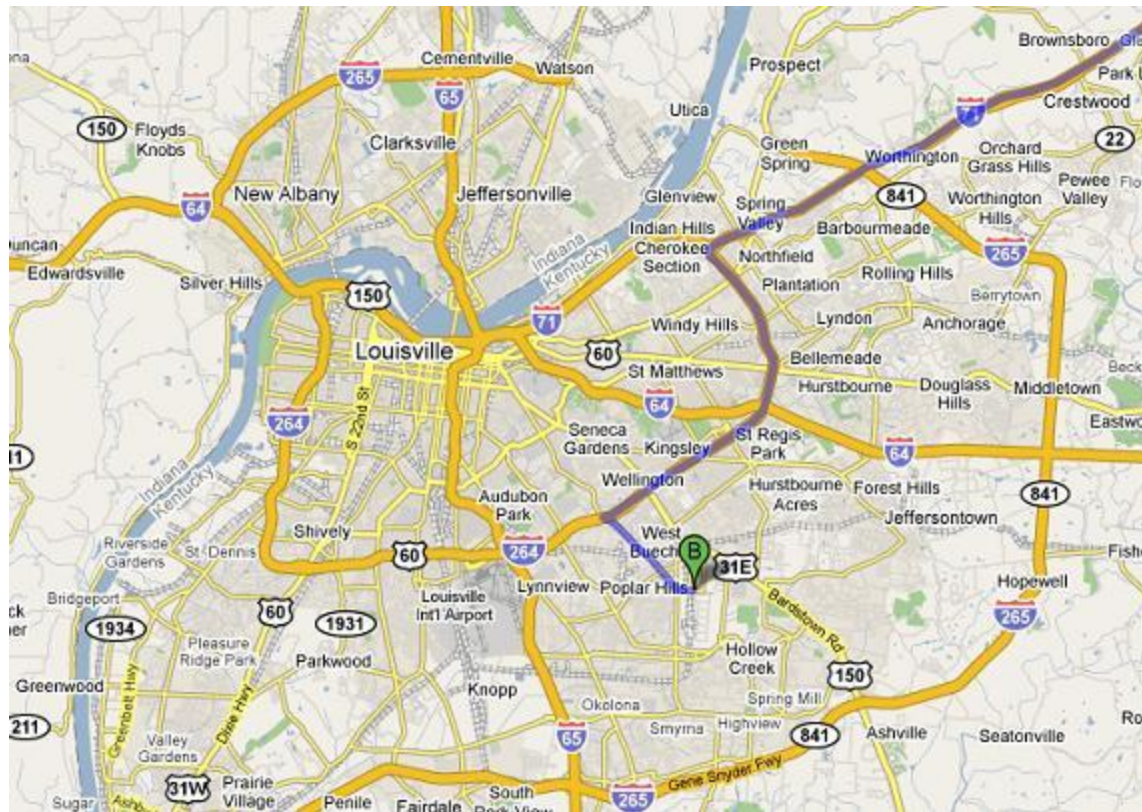
1. Take exit **131A** for **Watterson Expy/I-264 E** 1.0 mi
2. Merge onto **I-264 E** 1.6 mi
3. Take exit **15** for **State Hwy 1703/Newburg Rd** 0.3 mi
4. Turn **right** at **KY-1703/Newburg Rd** Continue to follow Newburg Rd 2.2 mi
5. Continue on **Buechel Bank Rd** 0.4 m



From I-65 S

1. Take exit **131A** for **Watterson Expy/I-264 E** 1.4 mi
2. Merge onto **I-264 E** 1.6 mi
3. Take exit **15** for **State Hwy 1703/Newburg Rd** 0.3 mi
4. Turn **right** at **KY-1703/Newburg Rd** Continue to follow Newburg Rd 2.2 mi
5. Continue on **Buechel Bank Rd** 0.4 mi





### From I-71 S

1. Take exit **5** on the **left** to merge onto **I-264 W** toward **Watterson Expy** 8.4 mi
2. Take exit **15A** for **State Hwy 1703 N/Newburg Rd** 0.2 mi
3. Sharp **left** at **KY-1703/Newburg Rd** Continue to follow **Newburg Rd** 2.3 mi
4. Continue on **Buechel Bank Rd** 0.4 mi